

# Edgar

## FICHE COMMANDE

PURCHASE ORDER



SOFAREV  
LE CONFORT AUTREMENT

NOM DU MAGASIN  
NAME OF THE SHOP

CONTRE-MARQUE  
COUNTER MARK

Tissu

- TISSU STRUCTURE / STRUCTURE FABRIC .....
- TISSU DOSSIER / BACK FABRIC .....
- + PASSE POIL / PIPING SEAM FABRIC .....
- TISSU ASSISE / SEATED FABRIC .....
- TISSU CALE REINS / FABRIC KIDNEY CUSHION .....
- + TISSU COUTURE PASSE POIL (COUSSIN CALE REINS) / PIPING SEAM FABRIC (KIDNEY CUSHION) .....



COUTURE PLATE  
FLAT SEAM



COUTURE PASSE - POIL  
PIPING SEAM

Elements



Pouf

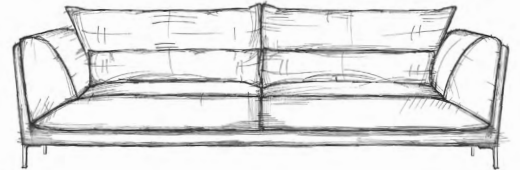
60 x 60 x .....

80 x 80 x .....



Fauteuil / Armchair

1 pl : 98 x .....

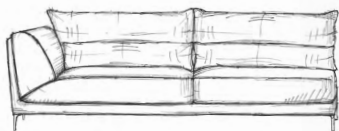


Canapé / Sofa

2 pl : 190 x .....

3 pl : 210 x .....

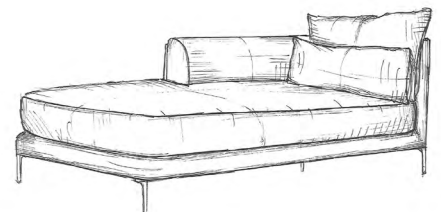
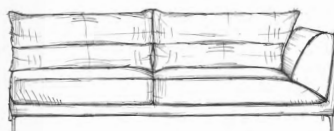
4 pl : 230 x .....



Manchot (droit ou gauche / left or right)

2 pl : 160 x .....

3 pl : 180 x .....



Mériidienne simple / Meridian

105 x 152 x .....

Edgar



2

## SOFAREV

LE CONFORT AUTREMENT

Pieds 13 cm / Feet 13 cm

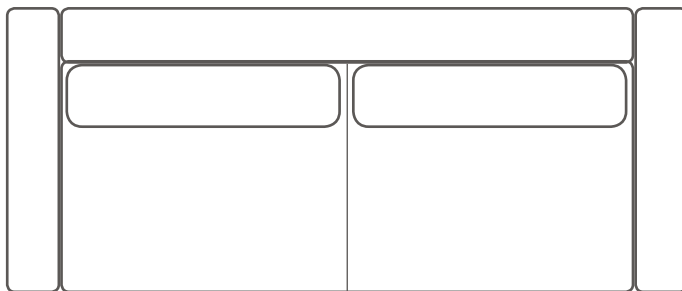
Métal inox (inclus)  
Stainless steel metal (included)

Noir mat (option)  
Matt black (option)

### Coussins déco / Decorative pillows (option)

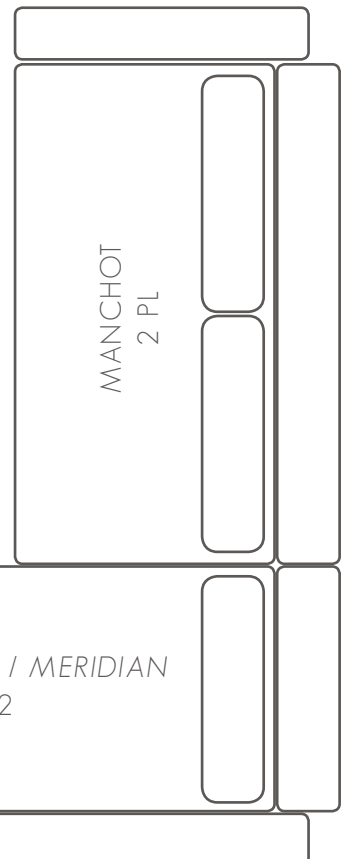
40 x 40 x ..... tissu : ..... (fabric)	couture plate (flat seam)	couture écrasée (crushed seam)	couture passe-poil / tissu : ..... (piping seam / fabric)
50 x 50 x ..... tissu : ..... (fabric)	couture plate (flat seam)	couture écrasée (crushed seam)	couture passe-poil / tissu : ..... (piping seam / fabric)
60 x 60 x ..... tissu : ..... (fabric)	couture plate (flat seam)	couture écrasée (crushed seam)	couture passe-poil / tissu : ..... (piping seam / fabric)
30 x 50 x ..... tissu : ..... (fabric)	couture plate (flat seam)	couture écrasée (crushed seam)	couture passe-poil / tissu : ..... (piping seam / fabric)

### Exemples de configurations / Examples of configurations



CANAPÉ 2 PL / SOFA 2PL

ANGLE



MÉRIDIENNE SIMPLE / MERIDIAN  
105 X 152

Edgar



3

S O F A R E V  
L E C O N F O R T A U T R E M E N T

Dessinez votre Edgar / Draw your Edgar

Imprimez cette feuille et dessinez-nous simplement la configuration voulue :

*Print this sheet and simply draw us the desired configuration:*

\* il n'est pas obligatoire de dessiner les coussins

\* it is not mandatory to draw the cushions

