

Léo

FICHE COMMANDE

PURCHASE ORDER




NOM DU MAGASIN
NAME OF THE SHOP

CONTRE-MARQUE
COUNTER MARK


S O F A R E V
LE CONFORT AUTREMENT

Tissu

- TISSU STRUCTURE + ASSISE / STRUCTURE AND SEATED FABRIC
- TISSU DOSSIER / BACK FABRIC



COUTURE PLATE
FLAT SEAM



COUTURE ÉCRASÉE
CRUSHED SEAM

Éléments



Pouf

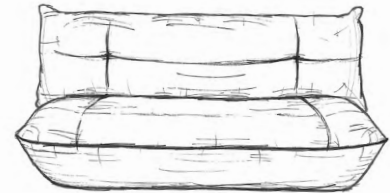
60 x 60 x

80 x 80 x



Fauteuil / Armchair

1 pl : 93 x




Canapé / Sofa

2 pl : 170 x

3 pl : 190 x

4 pl : 210 (3 x coutures - 3 x seams)

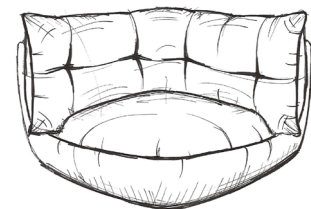

x



Manchot (droit ou gauche / left or right)

2 pl : 150 (2x coutures) x

3 pl : 170 (2x coutures) x



Module d'angle / Corner module

106 x 106 x

Léo



2


S O F A R E V

LE CONFORT AUTREMENT

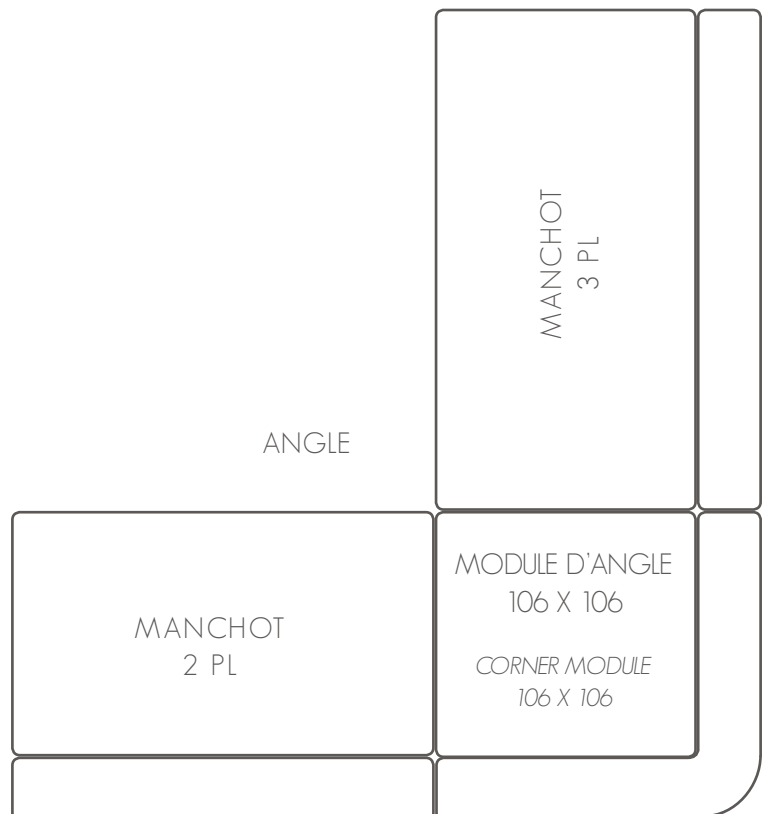
Coussins déco / Decorative pillows (option)

40 x 40 x tissu : (fabric)	couture plate (flat seam)	couture écrasée (crushed seam)	couture passe-poil / tissu : (piping seam / fabric)
50 x 50 x tissu : (fabric)	couture plate (flat seam)	couture écrasée (crushed seam)	couture passe-poil / tissu : (piping seam / fabric)
60 x 60 x tissu : (fabric)	couture plate (flat seam)	couture écrasée (crushed seam)	couture passe-poil / tissu : (piping seam / fabric)
30 x 50 x tissu : (fabric)	couture plate (flat seam)	couture écrasée (crushed seam)	couture passe-poil / tissu : (piping seam / fabric)

Exemples de configurations / Examples of configurations



CANAPÉ 3 PL / SOFA 3 PL



Léo



3

S O F A R E V
LE CONFORT AUTREMENT

Dessinez votre Léo / Draw your Léo

Imprimez cette feuille et dessinez-nous simplement la configuration voulue :

Print this sheet and simply draw us the desired configuration:

* il n'est pas obligatoire de dessiner les coussins

* it is not mandatory to draw the cushions

